54F Oiles Cermet M Flange Bushings

RoHS ELV Lead Free

Specify Part No. by required I.D. and Length.
(e.g.) I.D. is 12mm and length is 12mm.

54F - 1212
Parts No.

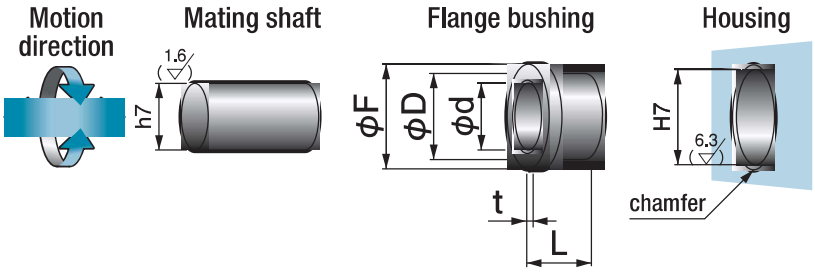

● Some chamfering dimensions may differ from the shown dimension.

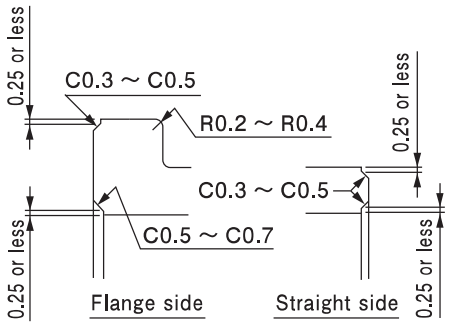

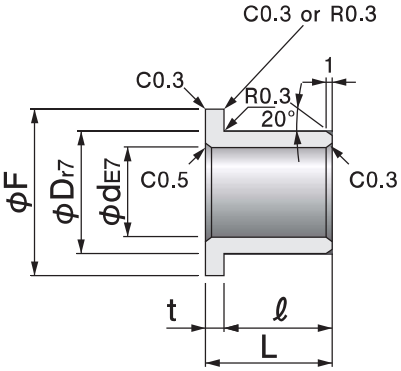

Parts No.	I.D.		O.D.		Flange				Length			I.D. tolerance after press fitting (reference)
	φd	Tolerance	φD	Tolerance	φF	Tolerance	t	Tolerance	L	Tolerance	ℓ	
54F-0303	3	+0.024 +0.014	6	+0.027 +0.015	9	0 −0.2	1.5	0 −0.2	4.5	0 −0.4	3	+0.017 +0.007
54F-0404	4	+0.032 +0.020	7	+0.034 +0.019	10	0 −0.2	1.5	0 −0.2	5.5	0 −0.4	4	+0.023 +0.011
54F-0505	5	+0.032 +0.020	8	+0.034 +0.019	11	0 −0.2	1.5	0 −0.2	6.5	0 −0.4	5	+0.023 +0.011
54F-0606	6	+0.032 +0.020	10	+0.034 +0.019	14	0 −0.2	2	0 −0.2	8	0 −0.4	6	+0.023 +0.011
54F-0808	8	+0.040 +0.025	12	+0.041 +0.023	16	0 −0.2	2	0 −0.2	10	0 −0.4	8	+0.029 +0.014
54F-1010	10	+0.040 +0.025	16	+0.041 +0.023	20	0 −0.2	2	0 −0.2	12	0 −0.4	10	+0.029 +0.014
54F-1212	12	+0.050 +0.032	18	+0.041 +0.023	22	0 −0.2	2	0 −0.2	14	0 −0.4	12	+0.039 +0.021
54F-1414	14	+0.050 +0.032	20	+0.049 +0.028	24	0 −0.2	3	0 −0.2	17	0 −0.4	14	+0.036 +0.018
54F-1515	15	+0.050 +0.032	21	+0.049 +0.028	27	0 −0.2	3	0 −0.2	18	0 −0.4	15	+0.036 +0.018
54F-1616	16	+0.050 +0.032	22	+0.049 +0.028	28	0 −0.2	3	0 −0.2	19	0 −0.4	16	+0.036 +0.018
54F-1817	18	+0.050 +0.032	24	+0.049 +0.028	30	0 −0.2	3	0 −0.2	20	0 −0.4	17	+0.036 +0.018
54F-2021	20	+0.061 +0.040	28	+0.049 +0.028	34	0 −0.2	4	0 −0.2	25	0 −0.4	21	+0.047 +0.026
54F-2521	25	+0.061 +0.040	35	+0.059 +0.034	42	0 −0.2	4	0 −0.2	25	0 −0.4	21	+0.044 +0.023
54F-3026	30	+0.061 +0.040	40	+0.059 +0.034	48	0 −0.2	4	0 −0.2	30	0 −0.4	26	+0.044 +0.023

※The I.D. tolerance after press fitting is for reference only.

⚠ The dimensional tolerances are the values measured at +25℃.