SFP Oiles 500SP1 SL1 Flat Plates

Specify Part No. by required width and length.
(e.g.) Width is 28mm and length is 150mm. **SFP - 28150**
Parts No.

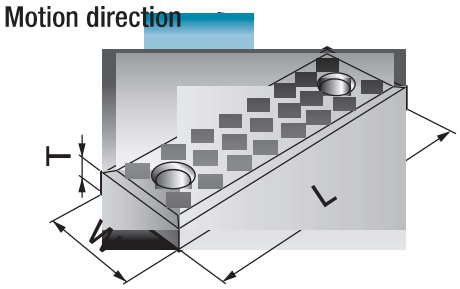

● Motion direction: length direction

■ Example of combination use with SLP.

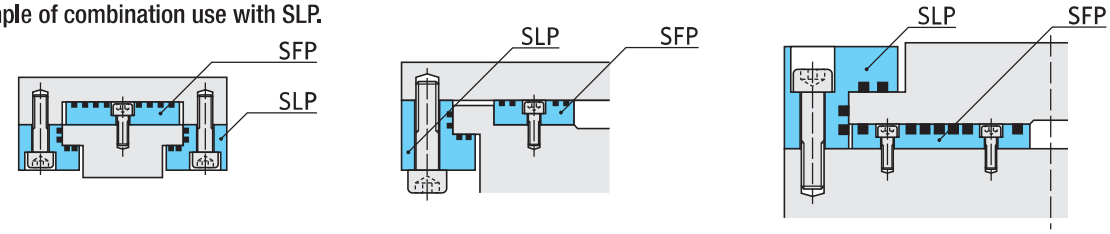

W=18、28、38、48

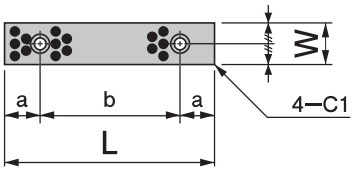

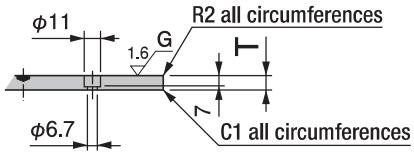

Cross-section

Parts No.	Width	Length	Thickness		Hole intervals		Attach bolts	
	W	L	T	Toleramce	a	b	Type	Qty
SFP-1875	18	75	10	+0.04 +0.01	15	45	M6 Hexagon socket head	2
SFP-18100	18	100	10	+0.04 +0.01	25	50	M6 Hexagon socket head	2
SFP-18125	18	125	10	+0.04 +0.01	25	75	M6 Hexagon socket head	2
SFP-18150	18	150	10	+0.04 +0.01	25	100	M6 Hexagon socket head	2
SFP-2875	28	75	10	+0.04 +0.01	15	45	M6 Hexagon socket head	2
SFP-28100	28	100	10	+0.04 +0.01	25	50	M6 Hexagon socket head	2
SFP-28125	28	125	10	+0.04 +0.01	25	75	M6 Hexagon socket head	2
SFP-28150	28	150	10	+0.04 +0.01	25	100	M6 Hexagon socket head	2
SFP-3875	38	75	10	+0.04 +0.01	15	45	M6 Hexagon socket head	2
SFP-38100	38	100	10	+0.04 +0.01	25	50	M6 Hexagon socket head	2
SFP-38125	38	125	10	+0.04 +0.01	25	75	M6 Hexagon socket head	2
SFP-38150	38	150	10	+0.04 +0.01	25	100	M6 Hexagon socket head	2
SFP-4875	48	75	10	+0.04 +0.01	15	45	M6 Hexagon socket head	2
SFP-48100	48	100	10	+0.04 +0.01	25	50	M6 Hexagon socket head	2
SFP-48125	48	125	10	+0.04 +0.01	25	75	M6 Hexagon socket head	2
SFP-48150	48	150	10	+0.04 +0.01	25	100	M6 Hexagon socket head	2

W=35、50

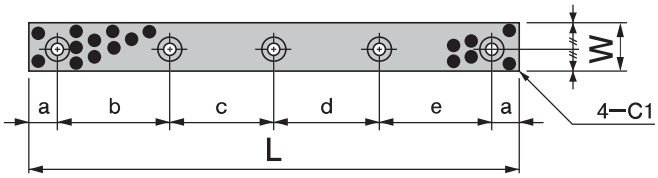

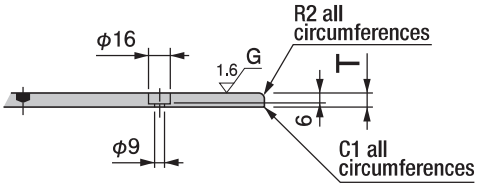

Cross-section

Parts No.	Width	Length	Thickness		Hole intervals					Attach bolts	
	W	L	T	Toleramce	a	b	c	d	e	Type	Qty
SFP-35100	35	100	10	±0.025	20	60	—	—	—	M8 Flat head	2
SFP-35150	35	150	10	±0.025	20	55	55	—	—	M8 Flat head	3
SFP-35200	35	200	10	±0.025	20	55	50	55	—	M8 Flat head	4
SFP-35250	35	250	10	±0.025	20	70	70	70	—	M8 Flat head	4
SFP-35300	35	300	10	±0.025	20	65	65	65	65	M8 Flat head	5
SFP-35350	35	350	10	±0.025	20	80	75	75	80	M8 Flat head	5
SFP-50100	50	100	10	±0.025	20	60	—	—	—	M8 Flat head	2
SFP-50150	50	150	10	±0.025	20	55	55	—	—	M8 Flat head	3
SFP-50200	50	200	10	±0.025	20	55	50	55	—	M8 Flat head	4
SFP-50250	50	250	10	±0.025	20	70	70	70	—	M8 Flat head	4
SFP-50300	50	300	10	±0.025	20	65	65	65	65	M8 Flat head	5
SFP-50400	50	400	10	±0.025	20	90	90	90	90	M8 Flat head	5

W=75

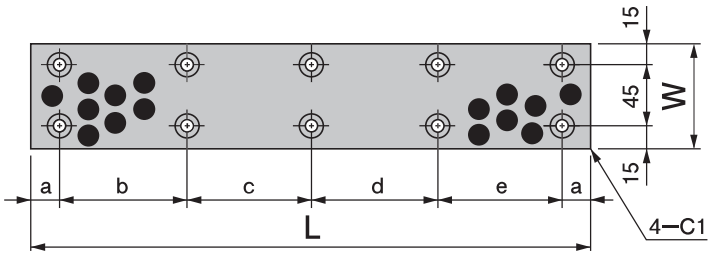

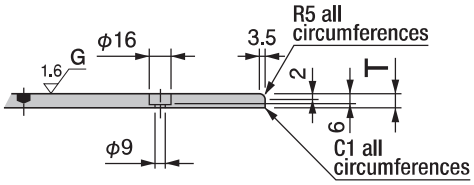

Cross-section

Parts No.	Width	Length	Thickness		Hole intervals					Attach bolts	
	W	L	T	Toleramce	a	b	c	d	e	Type	Qty
SFP-75150	75	150	10	±0.025	20	110	—	—	—	M8 Flat head	4
SFP-75200	75	200	10	±0.025	20	80	80	—	—	M8 Flat head	6
SFP-75250	75	250	10	±0.025	20	105	105	—	—	M8 Flat head	6
SFP-75300	75	300	10	±0.025	20	85	90	85	—	M8 Flat head	8
SFP-75400	75	400	10	±0.025	20	120	120	120	—	M8 Flat head	8
SFP-75500	75	500	10	±0.025	20	115	115	115	115	M8 Flat head	10